| DESIGNATION |
|---|
| 2400659 |
| CONTRACT |
| R-45636 |

# INDIANA DEPARTMENT OF TRANSPORTATION

# ROAD PLANS

## DESIGNATION NO. 2400659

Project Description: Institution and Park Road Maintenance
Located at Martinsville National Guard Armory Property, 1900 Hospital Drive
Section 34, T-12-N, R-1-E, in Washington Township, Morgan County, Indiana

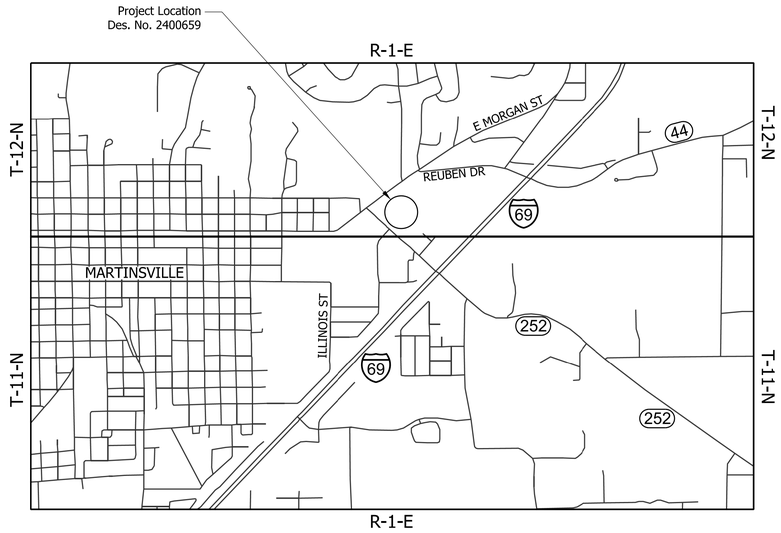


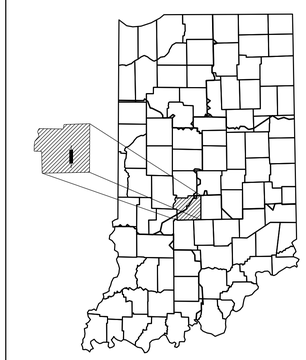

PROJECT LOCATION SHOWN BY
MORGAN COUNTY

LATITUDE: 39°25'41" LONGITUDE: -86°24'17"

SCALE: 1" = 1500'

Location Map
Morgan County

HUC 051202011603

INDIANA DEPARTMENT OF TRANSPORTATION
*STANDARD SPECIFICATIONS* DATED 2026
TO BE USED WITH THESE PLANS.


HDR ENGINEERING, INC.
10401 NORTH MERIDIAN STREET
INDIANAPOLIS, IN 46290-0900
PHONE: (317) 558-4920


JEFFREY L PICKER
REGISTERED
No. 11800394
STATE OF INDIANA
PROFESSIONAL ENGINEER

| | | |
|---|---|---|
| PLANS PREPARED BY: | HDR ENGINEERING INC. | (317) 558-4920 PHONE NUMBER |
| CERTIFIED BY: | | 10/17/2025 DATE |
| APPROVED FOR LETTING: | INDIANA DEPARTMENT OF TRANSPORTATION | 1/9/2026 DATE |

| |
|---|
| BRIDGE FILE |
| N/A |
| DESIGNATION |
| 2400659 |
| SHEET |
| 1 of 10 |
| CONTRACT |
| R-45636 |


Plot: 10/17/2025 12:02:57 PM
File: pw:\\pwhdruscen01:HDR_US_Central_01\Documents\15176\10420989\6.0_CAD_BIM\6.2_WIP\6.2.3_CADD-Sheet\Sht Title.dgn
Model: Default

## UTILITIES

| UTILITY | ADDRESS | CITY/STATE/ZIP | CONTACT NAME | PHONE | EMAIL |
|---|---|---|---|---|---|
| AT&T Distribution | 4517 E Indiana Bell Ct | Bloomington, IN 47408 | Sam Preston | (812) 334-4518 | sp1451@att.com |
| Centerpoint Energy (South) - Gas Transmission | 1800 W 26th St | Muncie, IN 47302 | Jon Eastham | (765) 287-2119 | publicproject@centerpointenergy.com |
| Centerpoint Energy (South) - Gas Distribution | 1800 W 26th St | Muncie, IN 47302 | Timmy Langston | (812) 348-6703 | timothy.langston@centerpointenergy.com |
| Duke Energy | 1000 E Main St | Plainfield, IN 46168 | Brian Bantley | (317) 502-2102 | brian.bantley@duke-energy.com |
| City of Martinsville | 390 S Mulberry St | Martinsville, IN 46151 | Jason Johnson | (765) 341-0243 | water@martinsville.in.gov |

## GENERAL NOTES

It is the Contractor's responsibility to contact any and all utility companies within the limits of the project two full business days prior to any construction.

It is the Contractor's responsibility to minimize the tracking of mud and sediment onto the approaches to public roads and cleaning up the work site once earthwork activities are complete.

Existing parking lot asphalt is estimated to be 3"-4.5" thick and may be damaged from heavy loads. Construction traffic and heavy equipment on existing asphalt pavement should be limited as much as possible. The Contractor shall be responsible for repairing any damaged parking lot pavement due to construction traffic and heavy equipment.

## INDEX


| SHEET NO. | DRAWINGS INDEX |
|---|---|
| 1 | TITLE SHEET |
| 2 | GENERAL NOTES & INDEX |
| 3 | EXISTING CONDITIONS & REMOVALS |
| 4 | EROSION CONTROL DETAILS |
| 5 | PROPOSED PLAN |
| 6 | PAVEMENT MARKING AND SIGNING PLAN |
| 7 | DRAINAGE & GRADING PLAN |
| 8 | DRAINAGE PROFILES |
| 9 | CONSTRUCTION DETAILS |
| 10 | MISCELLANEOUS TABLES |


## REVISIONS

| SHEET NO. | DATE | REVISED |
|---|---|---|
| | | |
| | | |
| | | |
| | | |
| | | |
| | | |
| | | |
| | | |
| | | |

Know what's **below.**
**Call before you dig.**

INDIANA UNDERGROUND
1-800-382-5544 OR CALL 811
24 HOURS A DAY 7 DAYS A WEEK

JEFFREY L PICKER
REGISTERED
No. 11800394
STATE OF INDIANA
PROFESSIONAL ENGINEER

RECOMMENDED FOR APPROVAL — DESIGN ENGINEER — 10/17/2025 DATE

DESIGNED: EMA 10/17/2025 | DRAWN: ARC 10/17/2025
CHECKED: HWS 10/17/2025 | CHECKED: JLP 10/17/2025

INDIANA
DEPARTMENT OF TRANSPORTATION

GENERAL NOTES & INDEX

| SCALE | BRIDGE FILE |
|---|---|
| N/A | N/A |
| | DESIGNATION |
| | 2400659 |
| | SHEET 2 of 10 |
| | CONTRACT R-45636 |

This plan sheet page is for information only. You do not need to include demolition/excavation, pipe and utility items, or fencing in your cost estimate.

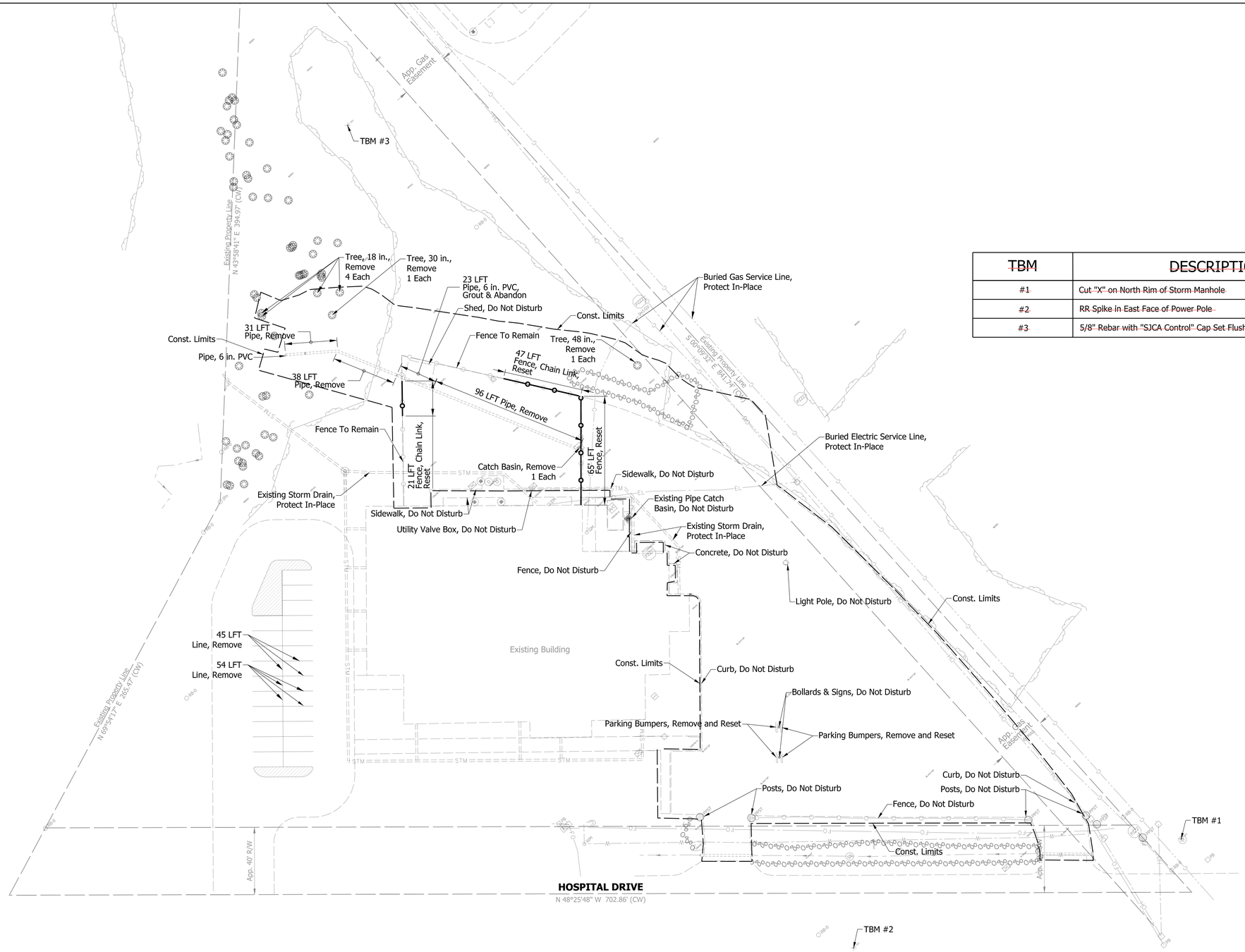


| TBM | DESCRIPTION | ELEVATION |
|---|---|---|
| #1 | Cut "X" on North Rim of Storm Manhole | 668.355 |
| #2 | RR Spike in East Face of Power Pole | 662.043 |
| #3 | 5/8" Rebar with "SJCA Control" Cap Set Flush | 665.644 |

LEGEND:

- Ex. Gas Line
- Ex. Fence
- Ex. Water Line
- Ex. Over Head Line
- Ex. Electric Line
- Ex. Drainage Pipe
- Ex. Fiber Optic Line

Notes:
1. Tree Removals paid for with Clearing and Grubbing
2. Removals as a result of Milling and Pavement Patching included on Proposed Plan Sheet

JEFFREY L PICKER REGISTERED No. 11800394 STATE OF INDIANA PROFESSIONAL ENGINEER

RECOMMENDED FOR APPROVAL — DESIGN ENGINEER — 10/17/2025 DATE

DESIGNED: EMA 10/17/2025 DRAWN: ARC 10/17/2025

CHECKED: HWS 10/17/2025 CHECKED: JLP 10/17/2025

INDIANA DEPARTMENT OF TRANSPORTATION

EXISTING CONDITIONS & REMOVALS

| SCALE | BRIDGE FILE |
|---|---|
| 1" = 30' | N/A |
| | DESIGNATION |
| | 2400659 |
| | SHEET |
| | 3 of 10 |
| | CONTRACT |
| | R-45636 |

Plot:10/17/2025 12:03:19 PM

File:pw:\\pwhdruscen01:HDR_US_Central_01\Documents\15176\10420989\6.0_CAD_BIM\6.2_WIP\6.2.3_CADD-Sheet\Sht ExistPlan_30_01.dgn
Model:Default

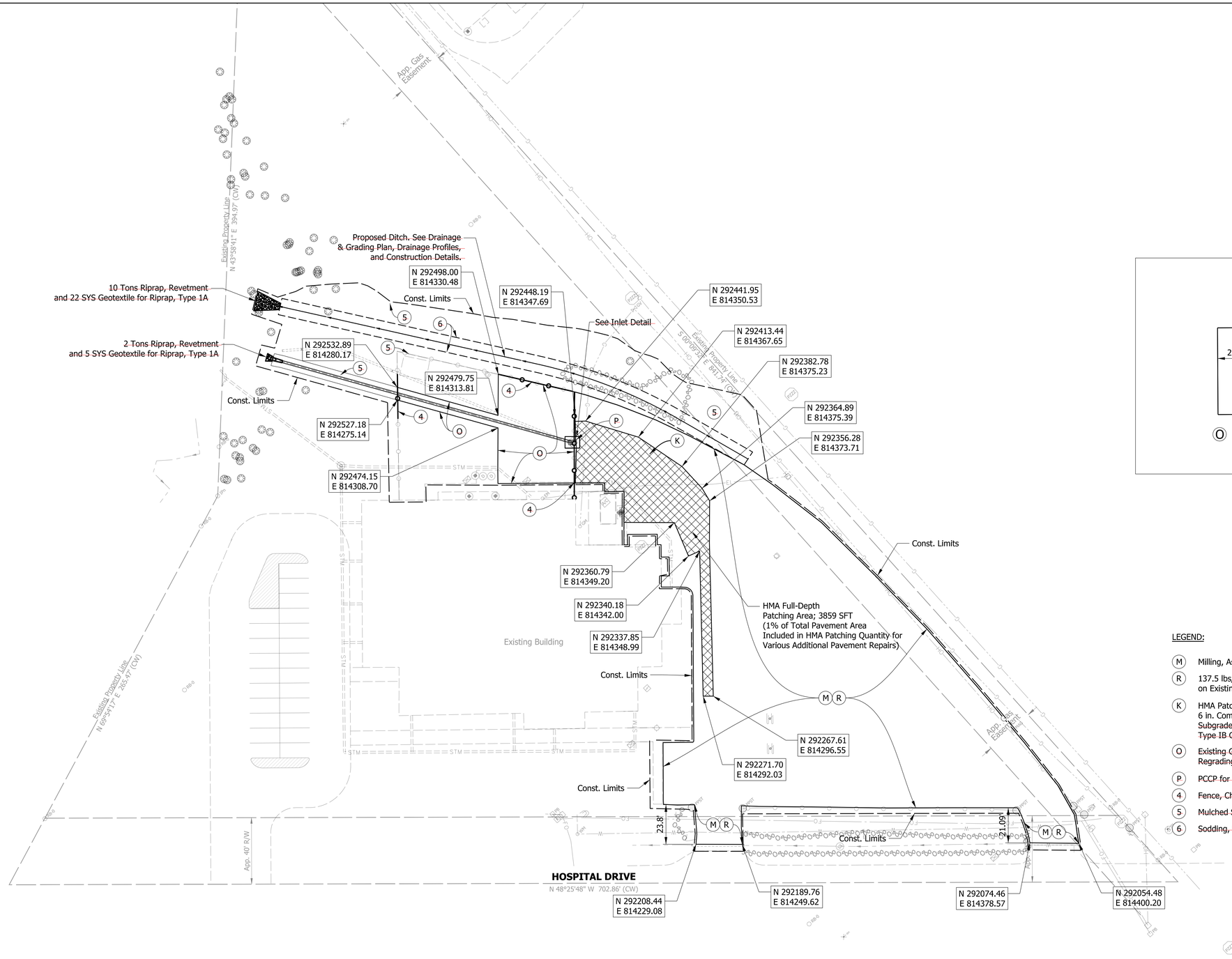


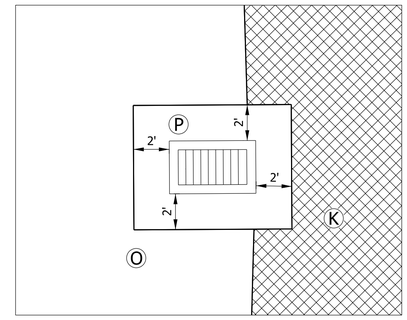


Inlet Detail
Not to Scale

LEGEND:

- (M) Milling, Asphalt, 1.25 in.
- (R) 137.5 lbs/syd QC/QA-HMA, 3, 58S, Surface, 9.5 mm on Existing Pavement.
- (K) HMA Patching Full Depth, Type B, on 6 in. Compacted Aggregate, No. 53, on Subgrade Treatment, Type II (6 in. Coarse Aggregate, No. 53), on Type IB Geogrid
- (O) Existing Gravel, Remove and Reuse to Match Existing Thickness after Regrading
- (P) PCCP for Structure Installation
- (4) Fence, Chain Link, Reset
- (5) Mulched Seeding, Type U
- (6) Sodding, Nursery

JEFFREY L. PICKER
REGISTERED
No. 11800394
STATE OF INDIANA
PROFESSIONAL ENGINEER

RECOMMENDED FOR APPROVAL — DESIGN ENGINEER — DATE 10/17/2025

DESIGNED: EMA 10/17/2025 | DRAWN: ARC 10/17/2025
CHECKED: HWS 10/17/2025 | CHECKED: JLP 10/17/2025

INDIANA
DEPARTMENT OF TRANSPORTATION

PROPOSED PLAN

| SCALE | BRIDGE FILE |
|---|---|
| 1" = 30' | N/A |
| | DESIGNATION |
| | 2400659 |
| | SHEET |
| | 5 of 10 |
| | CONTRACT |
| | R-45636 |

Plot: 10/17/2025 12:03:35 PM
File: pw:\\pwhdruscen01:HDR_US_Central_01\Documents\15176\10420989\6.0_CAD_BIM\6.2_WIP\6.2.3_CADD-Sheet\Sht PropPlan_30_01.dgn
Model: Default

This plan sheet page is for information only. You do not need to include signage or pavement markings in your cost estimate.

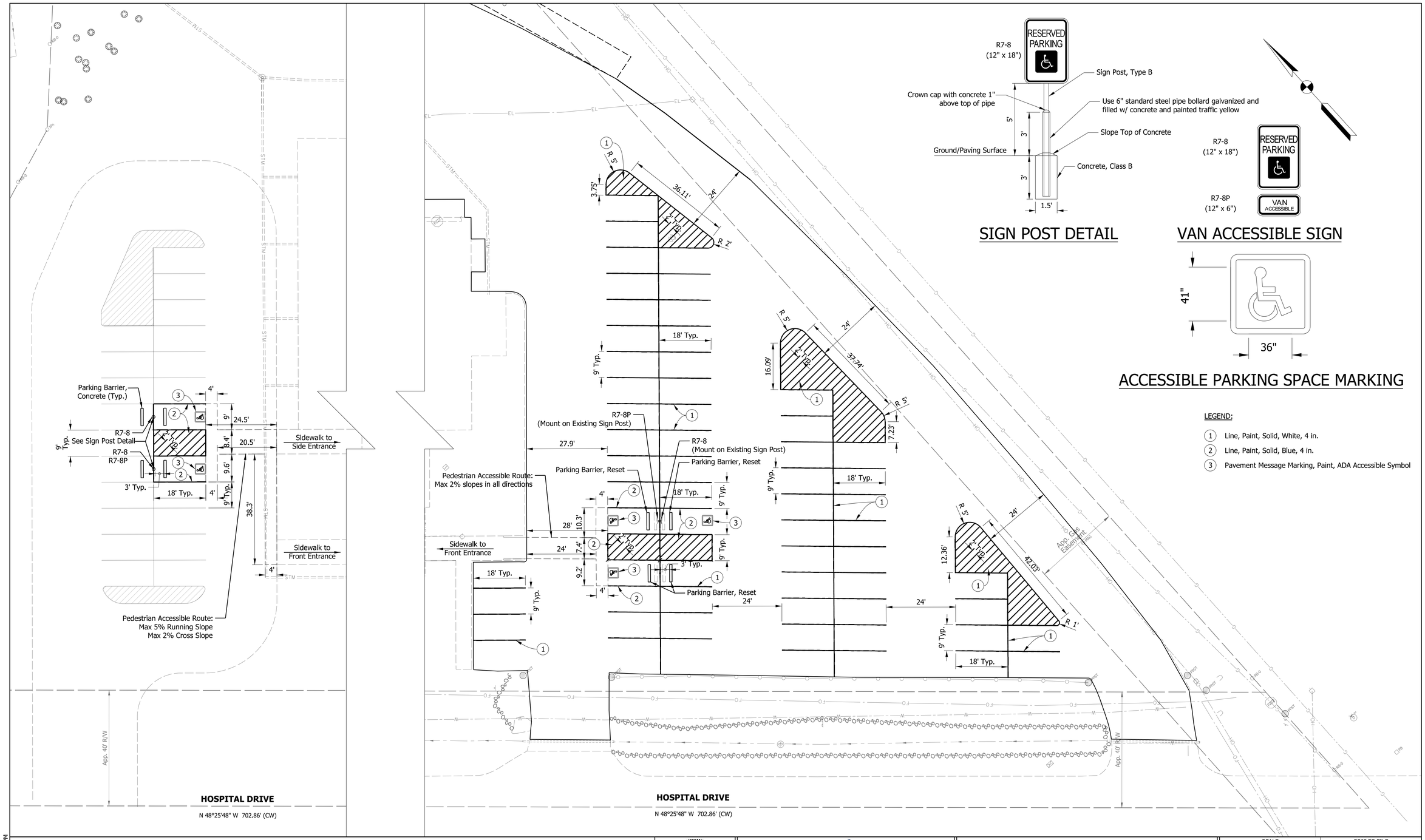





## SIGN POST DETAIL




## VAN ACCESSIBLE SIGN




## ACCESSIBLE PARKING SPACE MARKING

LEGEND:

1. Line, Paint, Solid, White, 4 in.
2. Line, Paint, Solid, Blue, 4 in.
3. Pavement Message Marking, Paint, ADA Accessible Symbol

JEFFREY L PICKER
REGISTERED
No. 11800394
STATE OF INDIANA
PROFESSIONAL ENGINEER

RECOMMENDED FOR APPROVAL — DESIGN ENGINEER — 10/17/2025 DATE

DESIGNED: EMA 10/17/2025 | DRAWN: ARC 10/17/2025

CHECKED: HWS 10/17/2025 | CHECKED: JLP 10/17/2025

INDIANA
DEPARTMENT OF TRANSPORTATION

PAVEMENT MARKING AND SIGNING PLAN

| SCALE | BRIDGE FILE |
|---|---|
| 1" = 15' | N/A |
| | DESIGNATION |
| | 2400659 |
| | SHEET 6 of 10 |
| | CONTRACT |
| | R-45636 |

Plot: 10/17/2025 12:03:42 PM

File: pw:\\pwhdruscen01:HDR_US_Central_01\Documents\15176\10420989\6.0_CAD_BIM\6.2_WIP\6.2.3_CADD-Sheet\Sht PMK_15_01.dgn
Model: Default

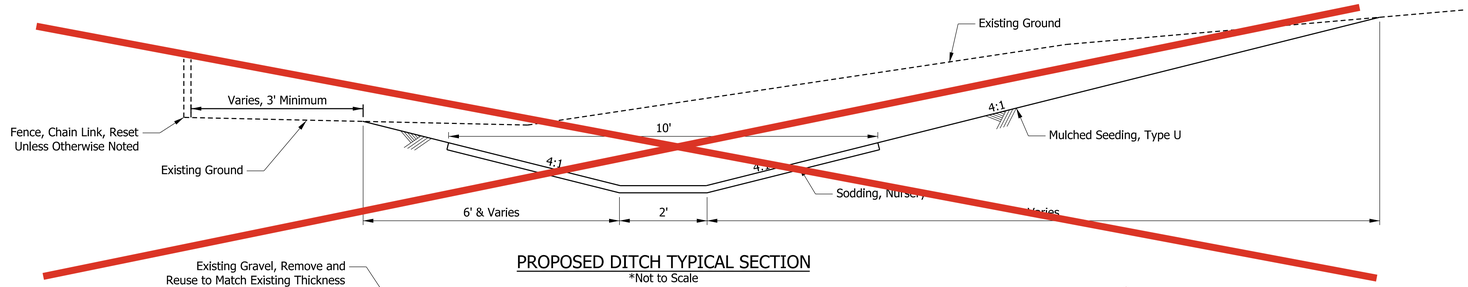


PROPOSED DITCH TYPICAL SECTION
*Not to Scale

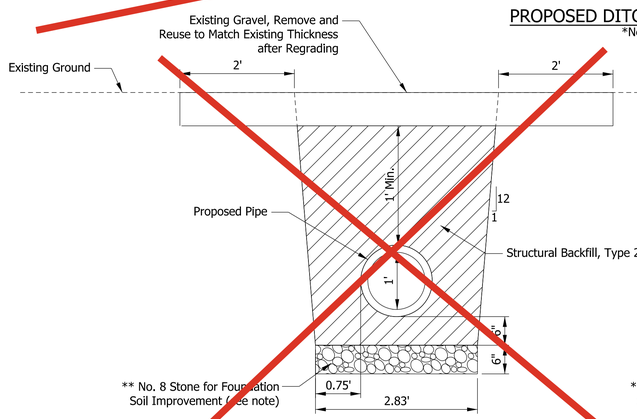


PIPE DETAIL UNDER PAVEMENT
*Not to Scale

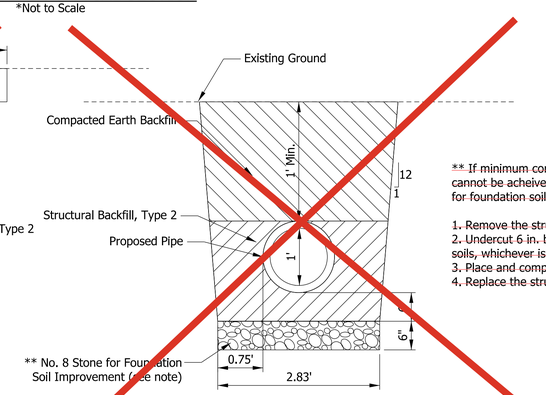


PIPE DETAIL OUTSIDE OF PAVEMENT
*Not to Scale

** If minimum compaction of structure backfill per AASHTO T 99 cannot be acheived, the following procedure shall be performed for foundation soil improvement

1. Remove the structure backfill.
2. Undercut 6 in. below the structure backfill elevationor to firm soils, whichever is encountered first.
3. Place and compact 6 in. of INDOT No. 8 crushed stone.
4. Replace the structure backfill and compact.

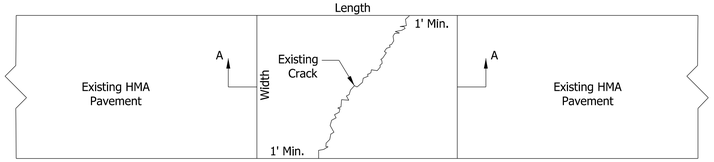


HMA PATCHING DETAIL - PLAN

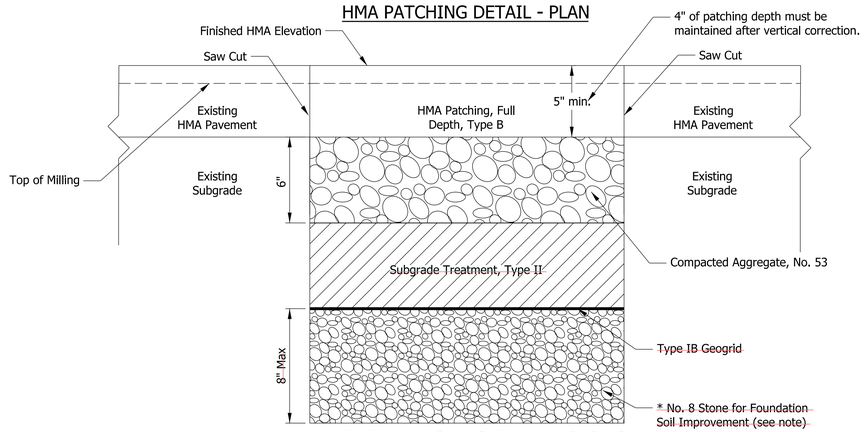


HMA FULL DEPTH PATCHING DETAIL - SECTION A-A
(Existing Asphalt Section)

* If minimum compaction of subgrade treatment per AASHTO T 99 cannot be achieved, the following procedure shall be performed for foundation soil improvement:

1. Remove the subgrade treatment
2. Undercut 8 in. below the subgrade treatment elevation or to firm soils, whichever is encountered first.
3. Place and compact 8 in. of INDOT No. 8 crushed stone
4. Replace the subgrade treatment and compact.

JEFFREY L PICKER
REGISTERED
No. 11800394
STATE OF INDIANA
PROFESSIONAL ENGINEER

RECOMMENDED FOR APPROVAL — DESIGN ENGINEER — 10/17/2025 DATE

DESIGNED: EMA 10/17/2025 | DRAWN: ARC 10/17/2025
CHECKED: HWS 10/17/2025 | CHECKED: JLP 10/17/2025

INDIANA
DEPARTMENT OF TRANSPORTATION

CONSTRUCTION DETAILS

| SCALE | BRIDGE FILE |
|---|---|
| N/A | N/A |
| | DESIGNATION |
| | 2400659 |
| | SHEET 9 of 10 |
| | CONTRACT |
| | R-45636 |

Plot: 10/17/2025 12:04:07 PM

File: pw:\\pwhdruscen01:HDR_US_Central_01\Documents\15176\10420989\6.0_CAD_BIM\6.2_WIP\6.2.3_CADD-Sheet\Sht Typicals_5_01.dgn
Model: Default